

\*Available on certain styles and on large arms ONLY.

OPTIONS

### CUP HOLDERS

#### METAL



Silver



Matte Black



Brown

#### ILLUMINATED

1.




LED Lighted Cup holder

2.



LED Lighted Cup holder with Single Motor Control, USB Port and LED Baserail

3.



LED Lighted Cup holder with Dual Motor Control, USB Port and LED Baserail

Our illuminated one or two-control cup holders are compatible with LED lights under the seat. You can control the light on the cup holder. The 2 motor cup holder has a reset (home) button control to close your recliner back to its starting position.

#### LED Light under seat (Optional)

Available only in configurations with a minimum of 1 illuminated motorized cup holder with control buttons. The "light" button will control the opening and closing of the light.

For cup holder prices see description section of the Optima model price list.

Please provide us with a drawing of your configuration which indicates the cup holder type and its positioning.

#### Cup holder with controller:

It is important to specify the placement of the cups; on left arm or right arm and which recliner they will control. If you have a row of several seats with cup holders, by default, the controls will be on the left arms and on the right arm for the last outer chair.

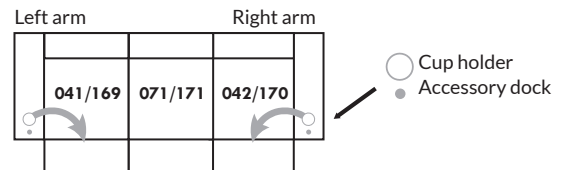
#### EXAMPLE A

##### Standard position:

041-169: Controller and cup holder on the left arm


071-171: hidden touch sensor buttons on side of seat

042-170: Controller and cup holder on right arm



#### EXAMPLE B:

071-171: These two items can be connected to a smart cup holder which will control the recliner. You must then use one of these items: 138,159, 160 and 190



#### Informations about headrest, controller on reclining seat

##### WITH illuminated cup holder

If you have a **stationary item**, you will have cup holder N°1.

If you have a recliner chair with a **manual headrest**, you will have the cup holder N°2.

If you have a recliner chair with an **electric headrest**, you will have cup holder N°3.

##### Without cup holder and with a reclining seat

If you have a recliner with a **manual headrest** you will have the touch sensor button control on the side of the seat.

If you have a recliner with an **electric headrest** you will have a dual push button controller with USB plug in your arm.

If you have an **armless** recliner, you will have the the hidden touch sensor button control.



Hidden touch sensor

Dual push button

# OPTIMA

## Configurations HOME THEATRE

\*Available on certain styles and on large arms ONLY.

OPTIONS

### ACCESSORIES

Accessory Dock



V51

Wine Glass Holder



V52

Plastic Swivel Tray Table



V53

Wood Swivel tray Table  
(Choice of 8 colors)



V54

Tablet Holder



V55

LED Lamp



Specify on which arm (left or right) the tray table will be installed.

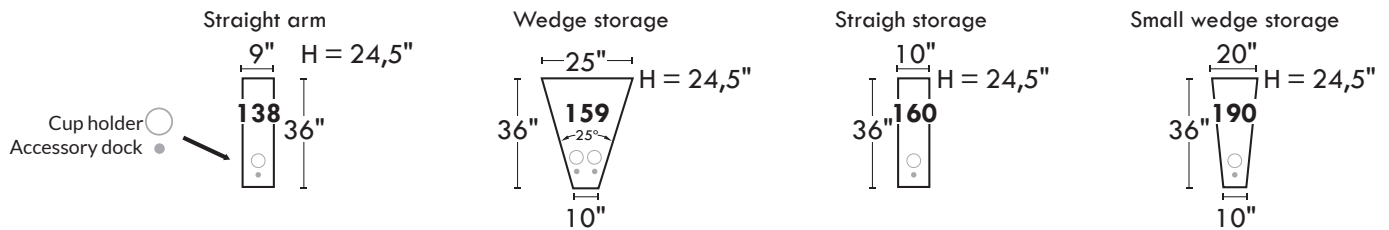
(For Accessory Dock price, see description section of the Optima model price and for Accessory item prices, see at very end of the price list)

### Items 138-159-160-190 and large arm.

Accessory docks and cups are Optional. \*Not available on small arms\*

Please specify on which arms you want the accessories docks and cup holders.

NB: Item 138-159-160-190 are unfinished on the sides, must be used between 2 seats. Each storage item has 2 USB sports and one electrical outlet inside the storage.



### SUGGESTED CONFIGURATIONS

